



Sadlier's  
Early Literacy Manipulatives Kit

# Early Literacy Manipulative Kit

The Early Literacy Manipulatives Kit includes everything needed to explore and promote multisensory learning along with instruction support.


The Kit contains supplies for 8 users:

- Sound Cards
- Instructional Sound Wall Cards
- Grapheme Cards
- High-Frequency Word Cards
- Syllable Cards
- Letter Formation Cards
- Mnemonic Alphabet Cards
- Alphabet Desk Cards
- Magnetic Dry Erase Boards
- Dry Erase Markers with erasers
- Magnetic Letters
- Tiles
- Counters
- Hand Mirrors



# Sound Cards

- One (1) set of 7” x 11” Sound Cards is included in the kit.
- The set consists of 20 vowel cards and 27 consonant cards.
- Each sound card illustrates the mouth movement and provides the phonetic sound, an example of the sound used in a word, and a picture illustrating the word.
- These sound cards are also available online at [SadlierConnect.com](https://www.sadlierconnect.com) under the Sound Wall.




# Instructional Sound Cards

- One (1) set of 5” x 7” Instructional Sound Cards is included in the kit.
- The set consists of 20 two-sided vowel cards and 27 two-sided consonant cards.
- The front of each sound card illustrates the mouth movement and provides the phonetic sound, an example of the sound used in a word, and a picture illustrating the word.
- The back of the sound card provides instructional support for sound and formation, sound transfer, and articulation support.
- A QR code on each card links to the corresponding articulation video online at [SadlierConnect.com](https://www.SadlierConnect.com)
- The use of articulation videos provides visual and auditory cues to aid students in accurately producing letter sounds, while mirrors offer real-time feedback on their mouth movements, facilitating self-correction and refinement of pronunciation.
- These Sound Cards can be used to support the development of all skills across Modules 1–6.



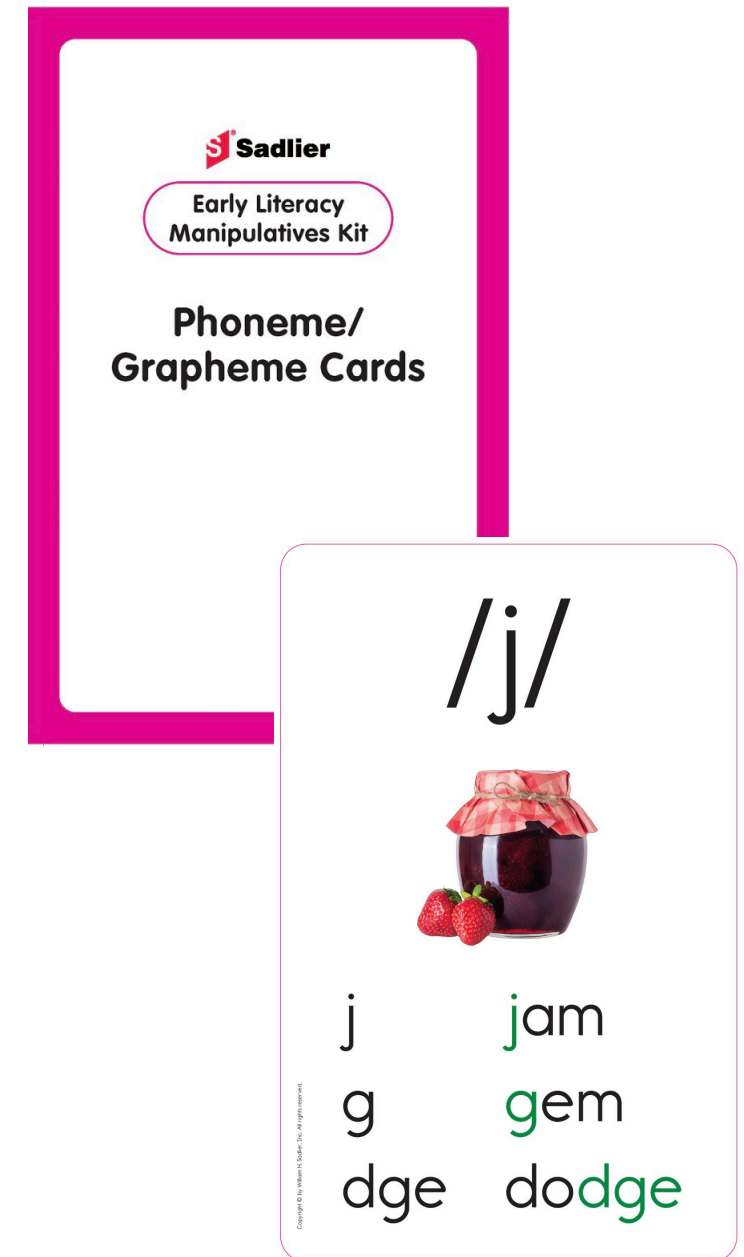
# Mirrors

- Eight (8) 4” x 6” mirrors are included in the kit.
- Mirrors aid students in accurately producing both consonant and vowel sounds, as well as distinguishing between similar letter sounds.
- In Modules 1–6 students are encouraged to utilize mirrors alongside the Sound Wall articulation videos on [SadlierConnect.com](https://www.sadlierconnect.com), allowing them to mimic the precise mouth movements associated with each sound.



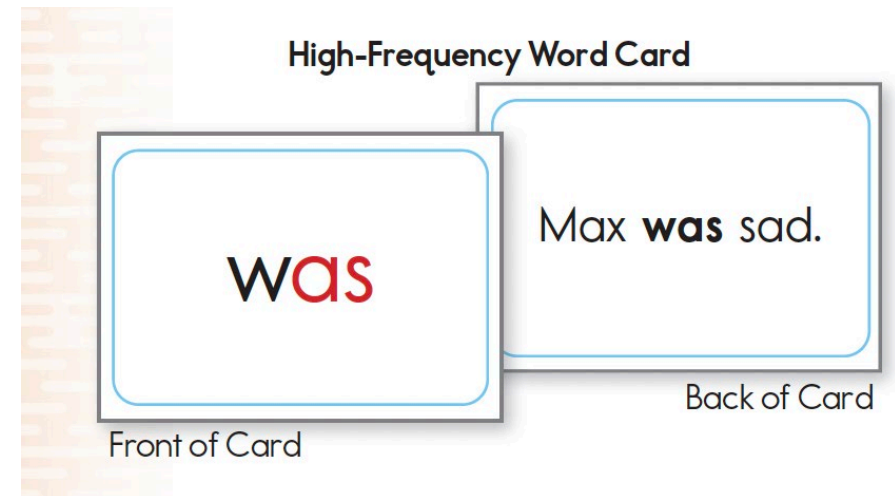
# Phoneme/Grapheme Cards

- One (1) set of 7” x 11” Phoneme/Grapheme Cards is included in the kit.
- The set consists of 48 graphemes cards.
- Each card connects graphemes to a phoneme to help build an association of the given sound to its spellings.
- The grapheme cards are also available online at [SadlierConnect.com](https://www.sadlierconnect.com) under the Sound Wall.
- These cards can be used to support the development of skills in Modules 1–6.



# High-Frequency Word Cards

- One (1) set of 5” x 7” High-Frequency Word (HFW) cards is included in the kit.
- The set consists of 252 high-frequency word cards.
- The front of each card shows a HFW. The letters in red indicate irregular, less common, or challenging spellings that students must remember “by heart.”
- The back of each card shows the HFW used in an example sentence.
- These cards can be used across all Modules 1–8 to provide instruction for words in which students needs support.



# Syllable Cards


- One (1) set of 5” x 7” Syllable Cards is included in the kit.
- The set consists cards with 322 high-utility syllable. By focusing on these syllables, students will begin to automatically recognize these common syllables in words and use that knowledge to aid in their decoding of longer, more complex words.
- These Syllable cards can be used to support instruction in Modules 3–8.





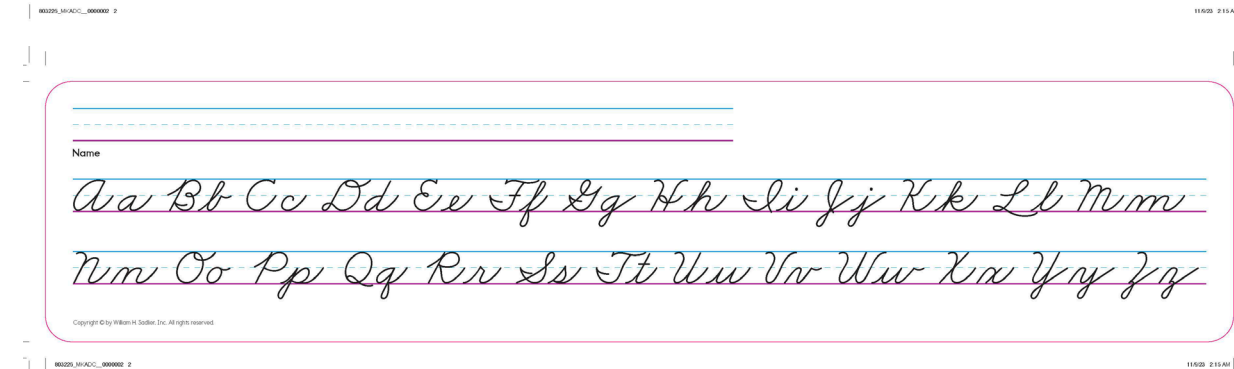

# Handwriting Cards

- One (1) set of 4” x 18” Handwriting Cards is included in the kit.
- The set consists of 26 cards. The front of the card shows the manuscript (print) form of the letters in the alphabet and the back of the card shows the cursive form.
- Handwriting Cards can be used to support instruction in Modules 1–8.



# Alphabet Desk Cards

- One (1) set of 4" x 18" Alphabet Desk Cards is included in the kit.
- The set consists of 30 cards that can be placed on students' desks as an easy reference to the alphabet.
- The front side of the card displays the letters of the alphabet in manuscript (print) form.
- The back of the card displays the letters of the alphabet in cursive form.
- These cards can be used to support instruction in Modules 1–8.



# Mnemonic Alphabet Cards

- One (1) set of 5” x 7” Mnemonic Alphabet Cards is included in the kit.
- Each set contains 26 cards, one for each letter of the alphabet.
- These cards are used to reinforce letter sounds.
- The Mnemonic Alphabet Cards can be used to support instruction in Modules 1–2.



# Magnetic Dry Erase Boards with Dry Erase Markers with erasers

- Eight (8) double-sided magnetic dry erase boards and one package of eight (8) dry erase markers are included in the kit.
- One side contains Elkonin (sound) boxes, which can be used with the magnetic counters and letter tiles for segmentation activities.
- The flip side contains letter formation lines and a workspace for word building with the magnetic letter tiles.
- The Magnetic Dry Erase board can be used with all Modules.



# Magnetic Letters, Tiles, and Counters

- 8 sets of magnetic letters, tiles, and counters are included in each kit. Letters include consonants, vowels, vowel teams, and silent letters.
- These resources are used with the magnetic dry erase board to help build oral segmentation, oral blending, and word building activities.

